



Food and Agriculture
Organization of the
United Nations



This programme is co-funded by
the European Union



**Programme for Sustainable and Inclusive Growth
in the Fisheries Sector: Capture Component
(CAPFISH-Capture)**

**Catch Monitoring Assessment Survey of Marine Fisheries Production
at Landing Sites in Cambodia**

**MONTHLY STATISTICAL REPORT OF MARINE
FISHERIES PRODUCTION IN MAY 2022**

Prepared: Marine Fisheries Research and Development Institute (MaFReDI)

This publication was produced with the financial support of the European Union. Its contents are the sole responsibility of Fisheries Administration and do not necessarily reflect the views of the European Union

1. Introduction and methodology

MaFReDI, with technical assistance from FAO CAPFISH project under EU budget support, is currently piloting scientific catch monitoring at marine landing sites in the four coastal provinces in Cambodia. The aim is to obtain better information on catch and effort by marine fisheries in Cambodia, and to develop a sustainable catch monitoring methodology for implementation by provincial fisheries administrations, supported by MaFReDI. Coverage of landing sites and fishery sectors is gradually expanded, since the start of catch monitoring in July 2021. The current statistical report, provides preliminary analysis based on sample data and focuses on the main indicators that are covered by the catch monitoring sample survey. Therefore, the results do not represent final estimates and may be changed in future updates.

A description of the methodology can be found in: Fisheries Administration (FiA). 2021. Manual for Fish Catch Monitoring Assessment for Marine Fisheries in Cambodia. Marine Fisheries Research and Development Institute of the Fisheries Administration, Phnom Penh, Cambodia. 38 pages.

Data collection for May 2022 was conducted at 8 fish landing sites in all coastal provinces.

Table 1. Number of random selected landings recorded by vessel class and landing site.

Province	landings	Small scale	Middle Scale
Koh Kong	Oknha Lyon Phat	1	27
Koh Kong	Thmasar	14	14
Preah Sihanouk	Stueng Hav		28
Preah Sihanouk	Tumnup Rolok	1	27
Kampot	Kampong Kandal	2	26
Kampot	Trapeang Ropov	16	12
Kep	Ampeng	4	24
Kep	Oukrasa	8	21
Grand Total		46	179

Middle-scale vessels includes vessel length 12-24 and all trawlers regardless of size, as well as all vessels operating blood cockle dragnet.

2. Statistical tables and results

2.1. Reported catch by gear

Table 2. Mean reported catch in sampled landings (kg) for May 2022.

Province	Landing site	Gear	Small Scale		Middle Scale	
			Mean	ε%	Mean	ε%
Koh Kong	Thmasar	Blood cockle dragnet			5.5	28.3%
Kep	Ampeng	Centipede trap	11.8	14.7%	25.3	29.8%
Kep	Oukrasa	Centipede trap	8.3	57.6%	17.7	15.1%
Kep	Ampeng	Crab gillnet			13.8	10.7%
Kep	Oukrasa	Crab gillnet			20.5	11.2%
Koh Kong	Thmasar	Crab gillnet	6.4	21.8%	4.9	25.7%
Preah Sihanouk	Stueng Hav	Crab gillnet 6			32.2	2.6%
Kampot	Trapeang Ropov	Crab trap	16.2	13.2%	18.9	9.1%

Province	Landing site	Gear	Small Scale		Middle Scale	
			Mean	ε%	Mean	ε%
Koh Kong	Lyon Phat	Encircling seine			13,685.0	45.5%
Kampot	kampong kandal	Fish gillnet			1,765.0	15.0%
Kampot	Trapeang Ropov	Fish gillnet	27.7	13.1%	43.7	27.5%
Kep	Oukrasa	Fish gillnet	10.5	42.9%	32.5	23.1%
Kampot	Trapeang Ropov	Mackerel Gillnet	29.5	42.4%		
Preah Sihanouk	Tumnup Rolok	Mackerel Gillnet			794.8	69.4%
Koh Kong	Lyon Phat	Octopus trap longline			375.0	33.3%
Koh Kong	Lyon Phat	Others			1,733.3	38.6%
Koh Kong	Thmasar	Push net	53.5	38.9%		
Kampot	Trapeang Ropov	Trawl			35.2	5.1%
Kep	Ampeng	Trawl			59.0	11.0%
Koh Kong	Lyon Phat	Trawl			500.4	27.6%
Koh Kong	Thmasar	Trawl			73.2	37.8%
Preah Sihanouk	Stueng Hav	Trawl			1,770.2	27.5%
Preah Sihanouk	Tumnup Rolok	Trawl			48.8	7.2%
Kampot	kampong kandal	Trawl ¹			37.5	6.9%

ε% is the relative standard error, if higher than 30%, values are not statistically accurate and cannot be used; average catch without ε% are based on a single observation, are not representative for that gear and are not included in the table.

Table 3. Proportion of landings recorded for all gears by province, with contribution to recorded catch (kg).

Gear	Koh Kong	Preah Sihanouk	Kampot	Kep	Total (kg)	%Total
Encircling seine	100.0%				54,740	43.6%
Trawl	16.4%	82.1%	0.1%	1.3%	53,064	42.3%
Others	99.8%		0.2%		5,218	4.2%
Mackerel Gillnet		98.6%	1.4%		4,323	3.4%
Fish gillnet			97.8%	2.2%	3,913	3.1%
Octopus trap longline	96.6%			3.4%	1,190	0.9%
Trawl (small vessel)			93.8%	6.2%	961	0.8%
Anchovy seine net	100.0%				700	0.6%
Crab gillnet	17.4%	4.3%		78.3%	469	0.4%
Centipede trap				100.0%	257	0.2%
Crab trap			97.0%	3.0%	236	0.2%
Push net	100.0%				214	0.2%
Shrimp gillnet & Crab gillnet		100.0%			97	0.12%
Oyster collection			100.0%		92	0.1%
Squid trap			100.0%		31	0.02%
Blood cockle dragnet	100.0%				22	0.02%
Shrimp gillnet	100.0%				17	0.01%
Ray bottom longline				100.0%	6	0.004%
Trammel net for shrimp			100.0%		5	0.004%
Squid tow longline				100.0%	1	<0.001%
Grand Total	56.4%	38.2%	4.2%	1.2%		

¹ originally classified as 'beach seines', this was corrected during 2022, recording this gear as 'Trawl'

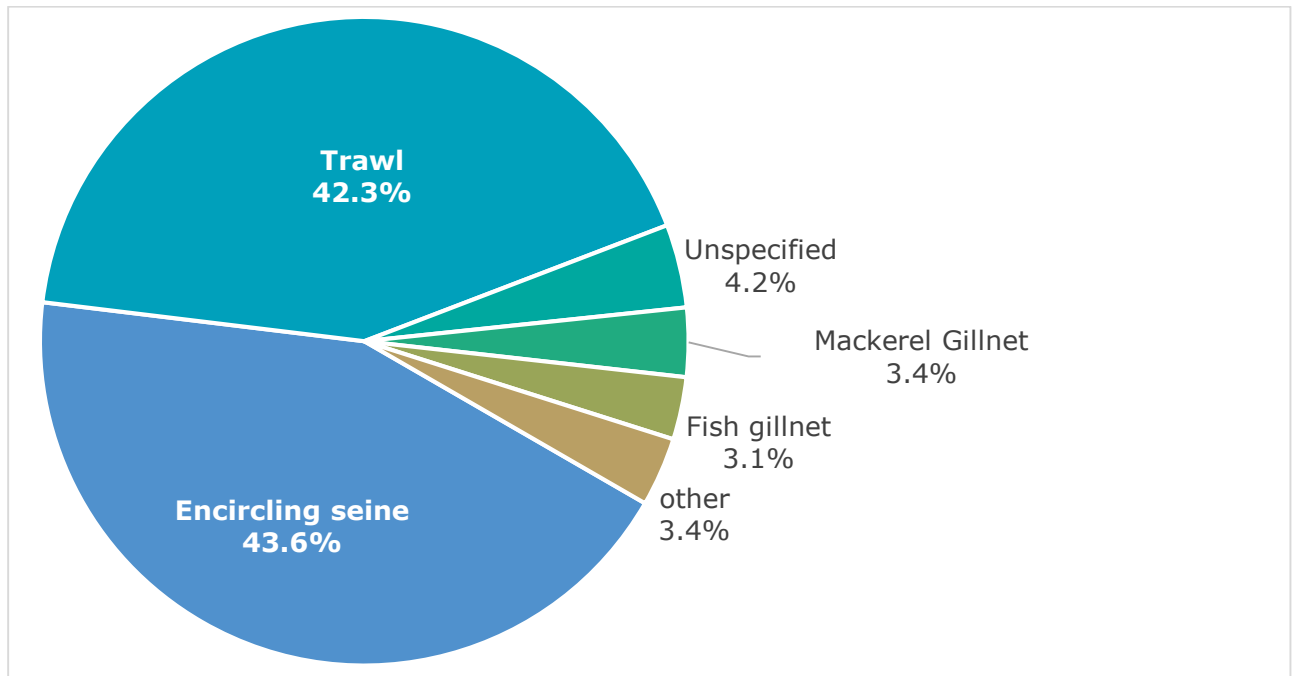


Figure 1. Contribution of main gear types to reported catch.

2.2. Catch and value by species

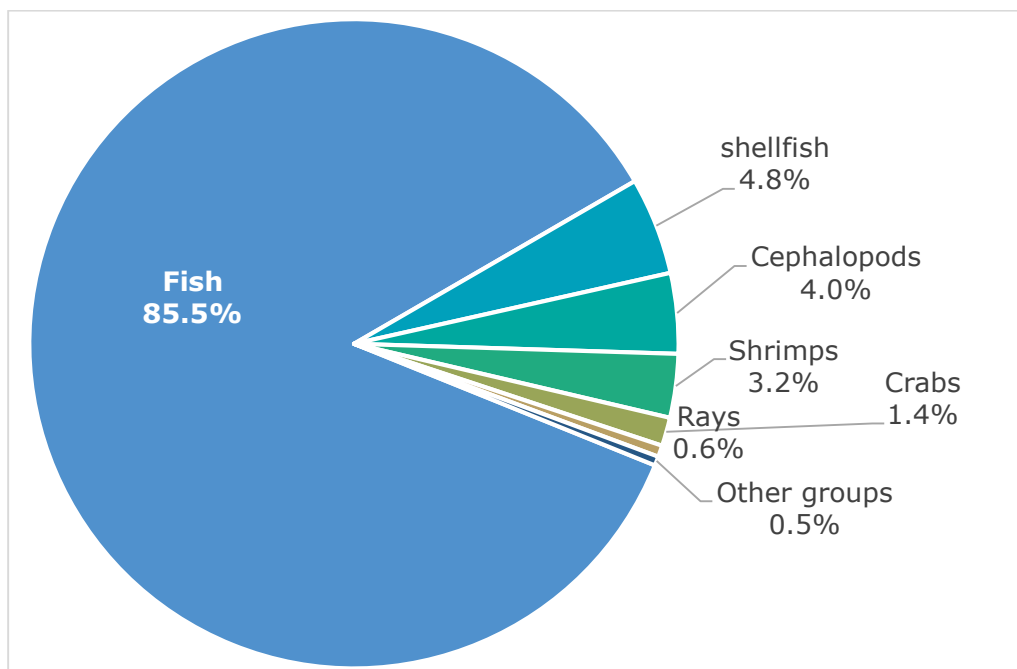


Figure 2. Contribution of main aquatic animal groups to reported catch (total reported catch: 125,581 kg).

Table 4. Top 20 reported species and species groups **by weight** (kg).

Scientific name	English Common	Catch (kg)	Catch (%)	
			%Species	%Cum. ²
<i>Encrasicholina heteroloba</i>	Shorthead anchovy	35,110.0	28.0%	28.0%
<i>Atule mate</i>	Yellowtail scad	15,000.0	11.9%	39.9%
<i>Stolephorus indicus</i>	Indian anchovy	10,000.0	8.0%	47.9%
	Other fish nei	9,370.5	7.5%	55.3%
	Shellfish nei	6,063.0	4.8%	60.2%
<i>Chirocentrus dorab</i>	Dorab wolf-herring	5,300.0	4.2%	64.4%
<i>Amblygaster sirm</i>	Spotted sardine	4,100.0	3.3%	67.6%
	trash fish	3,672.8	2.9%	70.6%
	Needlefish nei	3,517.0	2.8%	73.4%
<i>Euthynnus affinis</i>	Mackerel tuna	3,500.0	2.8%	76.2%
<i>Selaroides leptolepis</i>	Yellow stripe trevally	3,000.0	2.4%	78.5%
<i>Amblygaster leiogaster</i>	Smoothbelly sardine	3,000.0	2.4%	80.9%
	Squids nei	2,311.6	1.8%	82.8%
<i>Rastrelliger kanagurta</i>	Indian mackerel	2,134.0	1.7%	84.5%
<i>Scomberomorus commerson</i>	Narrow-barred Spanish mackerel	2,000.0	1.6%	86.1%
<i>Thunnus tonggol</i>	Longtail Tuna	1,500.0	1.2%	87.3%
<i>Penaeus monodon</i>	Giant tiger prawn	1,491.3	1.2%	88.4%
<i>Portunus pelagicus</i>	Swimming crab	1,465.8	1.2%	89.6%
<i>Penaeus sp.</i>	Prawns nei	1,372.2	1.1%	90.7%
<i>Suborder Sepiina</i>	Cuttlefish	1,338.2	1.1%	91.8%
Other species		10,334.7	8.2%	100.0%
Total reported weight		125,581.1		

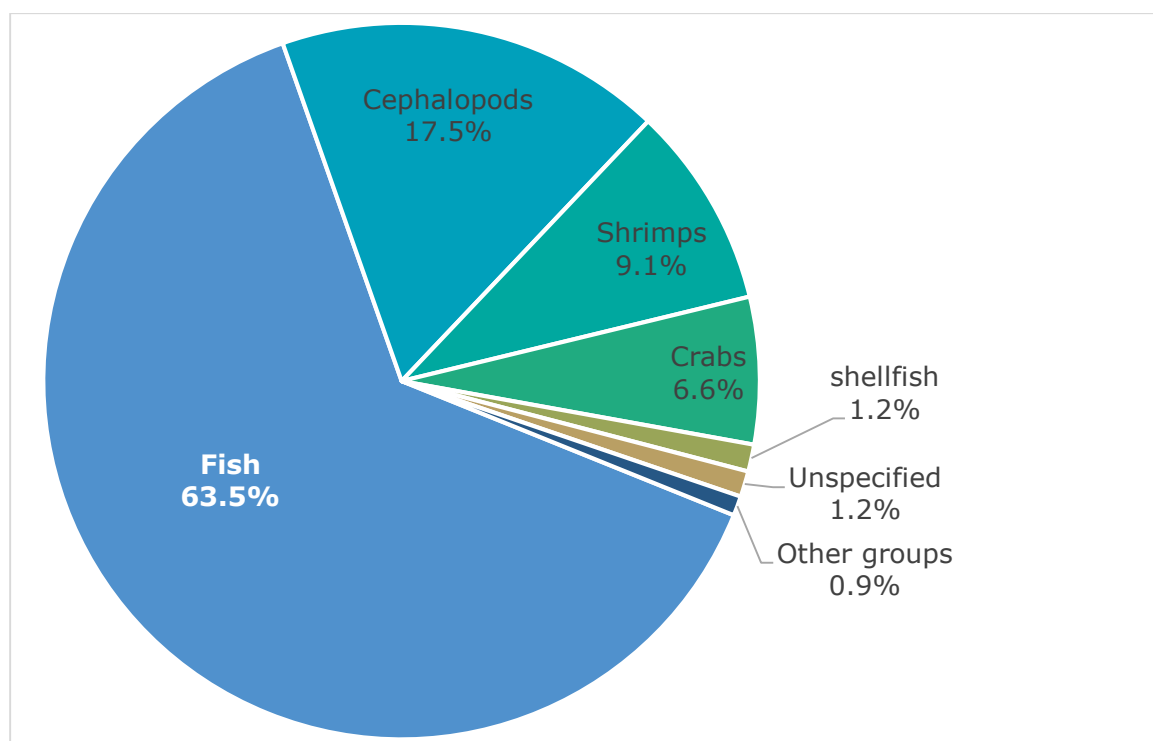


Figure 3. Proportion of total reported value (1000 Riel), by main aquatic animal group (total value: 594,253,000 Riel).

² This represents the cumulative proportion, as a measure for the resource dependency/diversity of the fishery.

Table 5. Top 20 reported species by value (1000 Riel) and average price/kg.

Scientific name	English Common	Value (1000 Riel)	%Value	%Cum.	Price (Riel/Kg)
<i>Atule mate</i>	Yellowtail scad	120,000	20.2%	20.2%	8,000
	Squids nei	72,744	12.2%	32.4%	18,500
<i>Euthynnus affinis</i>	Mackerel tuna	46,250	7.8%	40.2%	9,000
<i>Encrasicholina heteroloba</i>	Shorthead anchovy	37,911	6.4%	46.6%	1,000
<i>Portunus pelagicus</i>	Swimming crab	34,045	5.7%	52.3%	22,500
<i>Scomberomorus commerson</i>	Narrow-barred Spanish mackerel	32,000	5.4%	57.7%	16,000
	Other fish nei	29,153	4.9%	62.6%	5,000
<i>Penaeus monodon</i>	Giant tiger prawn	23,220	3.9%	66.5%	37,000
<i>Rastrelliger kanagurta</i>	Indian mackerel	17,759	3.0%	69.5%	12,500
<i>Suborder Sepiina</i>	Cuttlefish	16,596	2.8%	72.3%	13,500
	Needlefish nei	15,651	2.6%	74.9%	8,000
<i>Penaeus sp.</i>	Prawns nei	15,021	2.5%	77.5%	12,500
<i>Thunnus tonggol</i>	Longtail Tuna	15,000	2.5%	80.0%	10,000
	Octopus	13,682	2.3%	82.3%	12,500
<i>Metapenaeus spp.</i>		13,097	2.2%	84.5%	20,000
<i>Parastromateus niger</i>	Black Pomfret	12,000	2.0%	86.5%	10,000
<i>Scomberoides commersonianus</i>	Talang queenfish	11,807	2.0%	88.5%	14,000
	Other catch nei	6,913	1.2%	89.7%	
	Shellfish nei	6,702	1.1%	90.8%	2,000
<i>Stolephorus indicus</i>	Indian anchovy	6,000	1.0%	91.8%	500
Other species		48,702	8.2%	100.0%	
Total reported value		594,253			

Not all prices are reported by category, some market (commercial) price categories are included separately.

Annex 1. Species catch by province for May 2022 (total reported catch: 125,581 kg)

Scientific name	English Common	Khmer Name	Kampot	Kep	Koh Kong	Sihanouk	Total	%Total
<i>Encrasicholina heteroloba</i>	Shorthead anchovy	កាកឹម			2,200.0	32,910.0	35,110	27.96%
<i>Atule mate</i>	Yellowtail scad	ត្រីកូនគុំ			15,000.0		15,000	11.94%
<i>Stolephorus indicus</i>	Indian anchovy	ត្រីក្រចកក្របី			10,000.0		10,000	7.96%
	Other fish nei	ប្រភេទត្រីចំរុះ	180.0	95.0	6,065.0	3,030.5	9,371	7.46%
	Shellfish nei	ខ្យង មីក ក្តាមផ្សេងៗ		63.0		6,000.0	6,063	4.83%
<i>Chirocentrus dorab</i>	Dorab wolf-herring	ត្រីស្រោមដាវ			5,300.0		5,300	4.22%
<i>Amblygaster sirm</i>	Spotted sardine	ត្រីគូនបារាំង			4,100.0		4,100	3.26%
	trash fish	ត្រីដី	30.0	237.0	3,195.0	210.8	3,673	2.92%
	Needlefish nei	ត្រីធ្នោង	3,500.0	16.0	1.0		3,517	2.80%
<i>Euthynnus affinis</i>	Mackerel tuna	ត្រីឈាម			3,500.0		3,500	2.79%
<i>Selaroides leptolepis</i>	Yellow stripe trevally	ត្រីឆ្មុតលឿង			3,000.0		3,000	2.39%
<i>Amblygaster leiogaster</i>	Smoothbelly sardine	ត្រីគូន			3,000.0		3,000	2.39%
	Squids nei	មីក	36.0	20.5	1,624.0	631.1	2,312	1.84%
<i>Rastrelliger kanagurta</i>	Indian mackerel	ត្រីកាម៉ុងខ្លួនវែង				2,134.0	2,134	1.70%
<i>Scomberomorus commerson</i>	Narrowbarred Spanish mackerel	ត្រីបេកាខ្មៅ ឬត្រីបេកាឆ្មុត			2,000.0		2,000	1.59%
<i>Thunnus tonggol</i>	Longtail Tuna	ត្រីប្រម៉ា			1,500.0		1,500	1.19%
<i>Penaeus monodon</i>	Giant tiger prawn	បង្កាខ្លីង		109.3	1,350.0	32.0	1,491	1.19%

Scientific name	English Common	Khmer Name	Kampot	Kep	Koh Kong	Sihanouk	Total	%Total
<i>Portunus pelagicus</i>	Swimming crab	ក្ដាមសេះ	291.3	252.0	838.5	84.0	1,466	1.17%
<i>Penaeus sp.</i>	Prawns nei	បង្កា	65.7	70.5	243.5	992.5	1,372	1.09%
<i>Suborder Sepiina</i>	Cuttlefish	មីកស្លុក	8.2	31.0	1,272.0	27.0	1,338	1.07%
	Octopus	មីកពឹងពាង	9.0	57.5	1,240.0	7.0	1,314	1.05%
<i>Parastromateus niger</i>	Black Pomfret	ត្រីចាបខ្មៅ			1,200.0		1,200	0.96%
<i>Scomberoides commersonianus</i>	Talang queenfish	ត្រីកាឡាំង				1,190.0	1,190	0.95%
<i>Metapenaeus spp.</i>		បង្កាឱខាក់	9.7		870.0	45.3	925	0.74%
<i>Leiognathus equulus</i>	Common ponyfish	ត្រីសំបោរហៀរ "មានរំអិល"			880.0		880	0.70%
<i>Brevitrygon imbricata</i>	Scaly whipray	បំបែលមាន់		11.7	690.0		702	0.56%
	Other catch nei	ផ្សេងៗ	416.5	2.5		134.0	553	0.44%
	Tuna	ត្រីឈាម			500.0		500	0.40%
<i>Siganus canaliculatus</i>	Whitespotted Spinefoot	ត្រីកន្តាំងក្រអូម	100.0		300.0		400	0.32%
<i>Anodontostoma chacunda</i>	Chacunda gizzard shad	ត្រីកាម៉យ	250.0			110.0	360	0.29%
<i>Scomberomorus sp.</i>	Spanish mackerel species nei	ត្រីបេកា	3.0		240.0	17.0	260	0.21%
<i>Rastrelliger brachysoma</i>	Short mackerel	ត្រីផ្កាធុ ឬត្រីកាម៉ុងខ្លួនខ្លី	59.0		200.0		259	0.21%
	squirrelfish	ត្រីក្រហម				226.0	226	0.18%
<i>Sardinella gibbosa</i>	goldstripe sardine	ត្រីគូន		2.0	200.0		202	0.16%
<i>Portunus spp.</i>	Swimming crabs	ក្ដាមសេះ		161.0			161	0.13%
	Rabbitfish	ត្រីកន្តាំង	92.0	24.0			116	0.09%

Scientific name	English Common	Khmer Name	Kampot	Kep	Koh Kong	Sihanouk	Total	%Total
	Mantis shrimp	បង្កងកណ្តុប	82.8	1.0	21.0	6.0	111	0.09%
	Crabs nei	ក្តាមផ្សេងៗ		101.0			101	0.08%
<i>Nemipterus furcosus</i>	Forktailed Threadfin Bream	ត្រីក្រហមស្រកាទន់			75.0		75	0.06%
<i>Lethrinus harak</i>	Thumbprint emperor	ត្រីបោះត្រា			75.0		75	0.06%
<i>Megalaspis cordyla</i>	Torpedo scad	ត្រីកន្ទុយរឹង		65.0			65	0.05%
	Cephalopods (squids/cuttlefish)	ពពួកមីកស្នូកនិងមីកបំពង់	10.0	1.0		47.0	58	0.05%
<i>Carangoides plagiotaenia</i>	Barcheek trevally	ត្រីកាំគូច				55.0	55	0.04%
	Small mixed shrimp nei	គី		9.0	40.0		49	0.04%
	Parrot fish	ត្រីសេក	15.0	30.0			45	0.04%
<i>Priacanthus tayenus</i>	Purple-spotted bigeye	ត្រីក្រហមភ្នែកលៀន			45.0		45	0.04%
<i>Episesarma versicolor</i>	Violet vinegar crab	ក្តាមជ័រ		36.0			36	0.03%
<i>Sargocentron rubrum</i>	Redcoat	ត្រីកាដី		15.0		20.0	35	0.03%
<i>Pseudorhombus arsius</i>	Large-tooth flounder	ត្រីអណ្តាតផ្តែ		2.0	25.0		27	0.02%
	Pony fishes	ត្រីកិ	26.0				26	0.02%
	Shrimps (all kinds of shrimps)	ពពួកបង្កាគ្រប់ប្រភេទទាំងអស់		18.0		7.0	25	0.02%
<i>Anadara granosa</i>	Blood cockle	ត្រែងឈាម			22.0		22	0.02%
<i>Eleutheronema tetradactylum</i>	Four-finger threadfin	ត្រីកាវ៉ាវ	18.0		2.0		20	0.02%
<i>Acanthurus sp.</i>	Surgeonfish	ត្រីកាតាំង	0.7	17.0			18	0.01%

Scientific name	English Common	Khmer Name	Kampot	Kep	Koh Kong	Sihanouk	Total	%Total
	Rays nei	បែល	2.0	9.0	3.0		14	0.01%
	Crabs (swimming crab, mud crab)	ពពួកក្ដាម (រួមទាំងក្ដាមសេះ ក្ដាមថ្ម ក្ដាមជ័រ ជាដើម)		13.0			13	0.01%
	Breams	ត្រីក្រហម ឬត្រីឆ្មុតពីរ		2.0		11.0	13	0.01%
<i>Chiloscyllium griseum</i>	Grey bambooshark	ឆ្ការឆ្កីងក្រហម		11.0			11	0.01%
<i>Karalla daura</i>	Goldstripe ponyfish	ត្រីសំបោរហៀរអិល			10.0		10	0.01%
<i>Rastrelliger faughni</i>	Island mackerel	ត្រីប៉ាឡាំង	10.0				10	0.01%
<i>Lutjanus russelli</i>	Russell's snapper	ត្រីបោះត្រា			10.0		10	0.01%
<i>Sillago sihama</i>	Silver sillago	ត្រីព្រលួស	1.0	8.0			9	0.01%
<i>Lutjanus malabaricus</i>	Malabar blood snapper	ត្រីក្រហម		8.0			8	0.01%
	Cephalopods (octopus)	ពពួកមីកពីងពាង		3.0		5.0	8	0.01%
	Terapons	ត្រីត្រសក់		7.5			8	0.01%
<i>Otolithes ruber</i>	Tigertooth Croaker	ត្រីចង្កូមបី			7.0		7	0.01%
<i>Acanthurus lineatus</i>	Lined surgeonfish	ត្រីកាតាំងឆ្មុត		7.0			7	0.01%
<i>Scylla serrata</i>	Mud crab	ក្ដាមថ្ម			6.6		7	0.01%
<i>Penaeus merguensis</i>	Banana shrimp	បង្កាប៉ារ៉ា			6.0		6	0.00%
<i>Crenimugil seheli</i>	Bluespot mullet	ត្រីក្បក	1.0	4.5			6	0.00%
	Mollusks nei	សប្បីសត្វ ពពួកខ្យង ត្រី ងាវ		5.5			6	0.00%
	Lizardfish	ត្រីក្ដូចិន				5.0	5	0.00%

Scientific name	English Common	Khmer Name	Kampot	Kep	Koh Kong	Sihanouk	Total	%Total
<i>Paralichthys olivaceus</i>	Olive flounder	ត្រីអណ្តាតវៃ		5.0			5	0.00%
<i>Rachycentron canadum</i>	Cobia	ត្រីផ្នក់សមុទ្រ		5.0			5	0.00%
	Emperors, scavengers nei	ត្រីគ្រាប់ខ្នុរ	1.0	3.0			4	0.00%
	Snappers, jobfishes	ត្រីអាំងកឹយ	0.5	3.0			4	0.00%
(blank)	Lobster	បង្កងប៉ាក	3.0				3	0.00%
	Mullet	ត្រីក្បក	3.0				3	0.00%
<i>Arius maculatus</i>	Spotted catfish	ត្រីក្អក	0.6	2.0			3	0.00%
<i>Saurenhelys cancrivora</i>	Slender Sorcerer	ត្រីខ្លីងសមុទ្រ		2.3			2	0.00%
<i>Scarus ghobban</i>	Blue-barred parrotfish	ត្រីសេកស្រកាលៀង		2.0			2	0.00%
<i>Nemipterus thosaporni</i>	Palefin threadfin bream	ត្រីក្រហម		2.0			2	0.00%
<i>Pampus argenteus</i>	Silver pomfret	ត្រីចាបស		2.0			2	0.00%
<i>Lates calcarifer</i>	Barramundi	ត្រីឆ្កែស				2.0	2	0.00%
<i>Thalamita crenata</i>	Crenate swimming crab	ក្តាមថ្មខៀវ		2.0			2	0.00%
<i>Lactarius lactarius</i>	False trevally	ត្រីស្លឹកខ្នុរ			2.0		2	0.00%
	Other catch	ផ្សេងៗទៀត Others		2.0			2	0.00%
<i>Sillago ingenuua</i>	Bay sillago	ត្រីព្រលួសធម្មតា		0.5			1	0.00%
(blank)	Cephalopods	មីកហ្វូសាយ		0.5			1	0.00%

Scientific name	English Common	Khmer Name	Kampot	Kep	Koh Kong	Sihanouk	Total	%Total
<i>Sillago sp.</i>	Silver sillago	ត្រីព្រលួស		0.5			1	0.00%